

## How to Access Your Mobile Event Guide

Go to <http://eventmobi.com/yourevent> on your mobile browser to instantly access your mobile event guide! Your Internet browser loads the event app automatically and makes it instantly available for offline use. For easier access in the future make sure to simply add the bookmark to your phone's home screen.

The event app includes these features:

- **Event Agenda**
- **Speaker and Participant Information**
- **Interactive Personalized Agenda** (star the sessions you plan to attend!)
- **Real-time Polls and Surveys**
- **Other maps**
- **Meeting Information** including onsite registration, help requests and transportation information
- **Alerts & Updates For the Event**

## To Download to Your iPad / iPhone

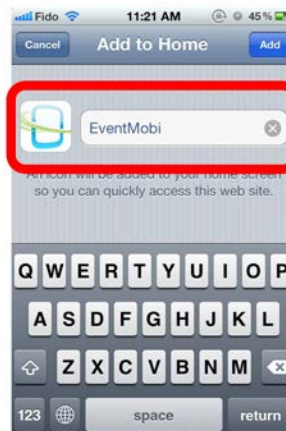
Follow the instructions in the alert and click on the share icon



Click "Add to Home Screen"



Enter the text you want associated with your mobile event guide



Click on the icon to access the mobile event guide

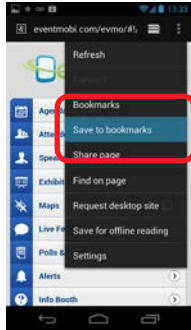


## To Download to Your Android

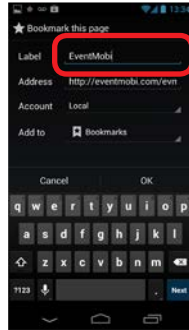
Follow the instructions in the alert and click on the "... " icon



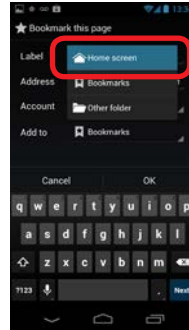
Click "Save to bookmarks"



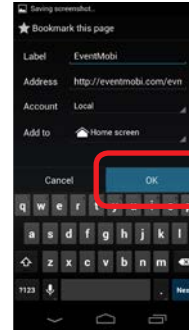
Enter the text you want associated with your mobile event guide




For the option "Add to", select "Home screen"



Press OK to save the bookmark to your home screen




Click on the icon on your home screen to access the mobile event guide

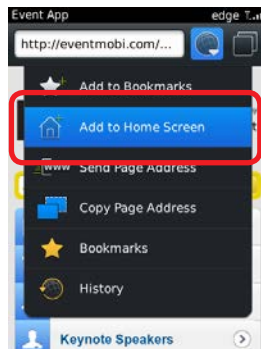


## To Download to Your BlackBerry

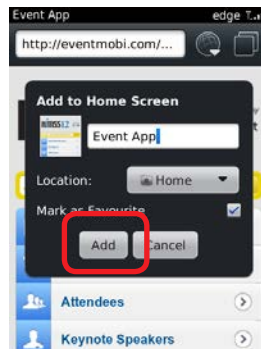
Select the browser menu button



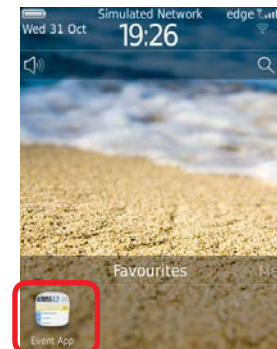
Click on the "Add to Home Screen" option



Enter the text you want associated with your mobile event guide, and click "Add"



Click on the icon to access the mobile event guide



## Offline Access to Event Information

By default most EventMobi apps are automatically enabled for offline browsing after the initial download. If not, just follow the following instructions:

- 1) Access your event's URL ([www.eventmobi.com/yourevent](http://www.eventmobi.com/yourevent)) on your smartphone, iPad, or desktop.
- 2) Click on "Download App"
- 3) Save the app to your homescreen (for smartphones and iPads).
- 4) Turn your off your wifi or place your device on airplane-mode.